

Power Supplies



Selectable 12/24VDC output at 1.5A overall continuous
 Dual 500mA class 2 outputs, each with 1A overcurrent protection
 Auxiliary 500mA Class 2 output
 Supervised fire alarm/access control interface
 Choice of optional 7 or 12 AH battery back-up interface
 AC fail, battery presence/fail supervision
 Key-locked, hinged cover metal enclosure
 12"W x 13H" x 4.3"D

DL5725 \$329.00



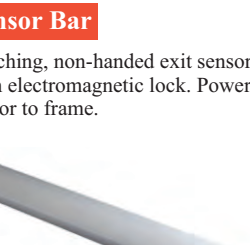
Selectable 12/24VDC output at 3A overall continuous
 AC fail, battery presence/ fail supervision
 Key-locked, hinged cover metal enclosure
 13.3"W x 17.6"H x 4.3"D

DL5800 \$408.00



4-zone power distribution board with 2A fused class 2 outputs
 Supervised Fire alarm/access control interface

DL5850 \$520.00



Selectable 12/24VDC output at 6A Continuous
 AC fail, battery presence/ fail supervision
 Key-Locked, hinged cover metal enclosure
 13.3"W x 17.6"H x 4.3"D

DL5900 \$556.00

8-zone power distribution board with 2A fused class 2 outputs
 Supervised fire alarm/ access control interface

DL5950 \$728.00

Pushbuttons

PNEUMATIC DELAY
 PUSHBUTTON



1-5/8" Dia. Plastic Red Button
 Marked EXIT with 0-60
 second Pneumatic Delay,
 factory preset to 30 seconds.

DL6290 \$364.00

SURFACE MOUNTED PUSHBUTTON

Concealed pushbutton ideal
 for under the desk or counter



DL6336M \$140.00

SINGLE GANG PUSHPLATE

Recessed pushplate equipped
 with form z contacts with a
 0-60 second pneumatic delay.



DL6750 \$487.00

Passive Infrared Sensor

REQUEST-TO-EXIT sensor detects the
 differential between a human body
 and the floor. designed for wall,
 ceiling or door frame mounting.



DL6420 \$192.00

7080 Series

Adjustable Time Delay Module

Compact, in-line time delay module
 provides an adjustable relock delay
 for an electric lock controlled by a
 momentary normally-closed
 access/egress device.



DL7080
\$88.00

Exit Sensor Bar

Non-latching, non-handed exit sensor bar for
 use with electromagnetic lock. Power transfer
 from door to frame.



*Not to be used with
 electric deadbolt locks.

36" Door
DL6451-36-US10B
 Dark Bronze
 \$532.00

36" Door
DL6451-36-US28
 Aluminum
 \$481.00

7000 Series Keyswitches

Switch contacts rated
 6 Amps @ 125VAC and are
 available momentary or
 maintained, SPDT or DPDT.



Switch assembly requires
 1-1/2" depth clearance

Finish: US32D

Standard Plate 2-3/4" Wide

DL7001 SPDT Maintained \$163.00

DL7002 SPDT Momentary \$148.00

Narrow Plate 1-3/4" Wide


DL7001-NR SPDT Maintained \$175.00

DL7002-NR SPDT Momentary \$160.00

*call for pricing and availability on Dark Bronze (10B) finish

1300 Series Mortise Electric Deadbolt

The 1300 mortise electric deadbolt is designed for concealed mounting in areas where conventional locks do not fit. It has a mounting depth of only 1-5/8" and the ability to install in door or frame regardless of position. The lock is silent, rated continuous duty, and fail-safe. Not recommended on wood door/frame installations or to be used with panic devices.



Auto-Relock Switch - Ball Type

DL1300-12/24-ARSB	12 volt	\$562.00
--------------------------	---------	----------

Auto-Relock Switch - Concealed

DL1300-12/24-ARSM	12 volt	\$562.00
--------------------------	---------	----------

2013 Series 1200 Lb. Gate Lock

The 2013 series is a full size 1200 lbs. Holding force electromagnet. It is designed for high security on sliding and swinging gates, or any door subjected to the elements. Specify for outdoor commercial, industrial, Institutional, or residential openings.

*The 2013 is fully sealed with a 1/2" threaded conduit nipple for wiring from the side. Specify RWE option for wiring from back without a nipple.



Single Gate Lock - 12/24 VDC

DL2013-US28		\$544.00
--------------------	--	----------

Dynastat Force Sensor

DL2013-US28-DYN		\$627.00
------------------------	--	----------

Gate Lock Brackets

DL2013-US28-GLB	Adj. Z bracket	\$143.00
DL2013-US28-GLB2	L bracket	\$176.00

2280 Series 1200 Lb. Slimline

The new Dynalock 2280 series joins our popular 2268 series as an upscale, low profile 1200 lb. Holding force maglock. The 2280 features a reduced length, low profile seamless housing, milled from a solid aluminum billet. An adjustable mounting plate offers staggered mounting screw holes to enhance mounted stability. Ease of wiring and selection of options is facilitated by a replaceable built-in circuit board.



With a low 2-1/16" profile, it is ideal for opening heights of 7' or less.

Single Electromagnetic Lock Outswing

DL2280-US10B or US28	\$670.00
DL2280-US28-DSM	\$740.00
DL2280-US28-HSM	\$787.00

Same as above, for double doors

DL2282-US10B or US28	\$1,338.00
DL2282-DSM2	\$1,408.00

2011 Series

- 1200 Lb. Holding Force
- Field Selectable 12VDC, 24VDC, 12VAC 24VAC
- 10 Year Limited Warranty



Single Outswing Door: 1 Lock, 1 Armature


DL2011-US10B or US28	\$519.00
-----------------------------	----------

With Door Status Switch,
(signals door closed or ajar)

DL2011-US28-DSM	\$589.00
DL2011-US28-HSM	\$636.00

2268 Series 1200 Lb. Classic Low Profile

The 2268 series is a full size 1200 lb. holding force electromagnet. It is designed for life safety and high security on rated or nonrated doors and frames. With a low 2" profile, it is perfect for opening heights of 7' or less.



The 2268 is field selectable for 12VDC or 24VDC. Specify the RC option for AC voltage operation. Surge suppression is built-in and 12" long color coded wire leads are provided for easy installation.

Single Electromagnetic Lock Outswing

DL2268-10-US28	\$632.00
-----------------------	----------

2500 Series 650 Lb. "Mini"

The coil and housing assembly mounts rigidly to the door frame while the armature mounts to the door in a manner that allows it to pivot slightly to compensate for door irregularities.



Single Electromagnetic Lock Outswing

DL2511-US10B or US28	\$432.00
-----------------------------	----------

With Door Status Switch

DL2511-US28-DSM	\$502.00
------------------------	----------

With Door Status Switch and Dynastat

DL2511-US28-DSM-DYN	\$585.00
----------------------------	----------

Double Electromagnetic Lock Outswing

DL2522-US28	\$864.00
--------------------	----------

With Door Status Switch

DL2522-US28-DSM2	\$1,003.00
-------------------------	------------

*call for pricing and availability on Dark Bronze (10B) finish

3000 Series

1500 Lb.

- 1500 lb. Holding Force
- Field Selectable 12VDC, 24VDC, 12VAC, 24VAC
- One Piece Housing
- Solid State Protection



Single Outswing Door: 1 lock, 1 armature

DL3000-US28 \$562.00

With door status switch, signals door closed or ajar

DL3000-US28-DSM \$633.00

With High Security Monitor, Includes DSM

DL3000-US28-HSM \$680.00

Two 3000 locks mounted on dual FAS-TRAK 22" long for a pair of doors with no vertical center mullion.



DL3002-US10B or US28 \$1,125.00

DL3002-US28-DSM2 \$1,264.00

DL3002-US28-HSM2 \$1,360.00

3101C Series

1500 Lb. Delay Egress

Delay egress electromagnetic locks, surface mounted for outswing single or double doors. Non-Handed.

Multi-Voltage
Field Selectable
12/24 VAC/VDC



3"D x 2 3/4"H x 11"L

Single Delay Egress Lock Outswing

DL3101C-G2-US28 \$1,443.00

With Door Status Switch
DL3101C-G2-US28-DSM \$1,513.00

With Door Status Switch And Dynastat
DL3101C-G2-US28-DYN-DSM \$1,596.00

2585 Series

650 Lb. "Bantam"

Similar to the 2511 "mini", this electromagnetic lock has a shorter housing, at only 8-1/2" long. Perfect for installations where space is limited.

Size:
1-1/4"D x 1-3/4"H x 8-1/2"L




Single Lock Outswing

DL2585-US28 \$420.00

2022 Series

Pair outswing doors with no vertical center mullion.
1 Dual Lock,
2 Armatures



DL2022-US10 or US28 \$1,038.00

With door status switch, signals door closed and ajar

DL2022-US28-DSM2 \$1,108.00

DL2022-US28-HSM2 \$1,273.00

Hardware Kit

2000/3000 Series

An assortment of commonly used hardware for Dynalock electromagnetic locks.

180 Pieces



DL301000 \$169.00

4800 Series Glass Brackets

Glass door brackets facilitate mounting an armature to a glass door with no top rail.

Rubber and metal shims protect glass during installation



Brackets will fit 3/8", 1/2" or 3/4" thick doors.

DL4850 2011/2022*/3000/3002* \$169.00

DL4854 2511/2522* \$169.00

*For double locks order 2 each

Plug-in Transformers



Part #		Price
DL5312	120VAC/12VAC, 3 Amp	\$48.00
DL5313	120VAC/12VDC, 3 Amp	\$66.00
DL5324	120VAC/24VAC, 1.5 Amp	\$48.00
DL5325	120VAC/24VDC, 1.5 Amp	\$66.00

Filler Plates

Single Maglocks

Size	2000/3000/3101C (11")	2511 (10-1/2")	2280 (12-3/4")	Price
1/8" x 1-1/4"	4011	4010	4080	\$46.00
1/4" x 1-1/4"	4111	4110	4180	\$51.00
3/8" x 1-1/4"	4211	4210	4280	\$57.00
1/2" x 1-1/4"	4311	4310	4380	\$60.00
5/8" x 1-1/4"	4411	4410	4480	\$64.00
3/4" x 1-1/4"	4441	4430	4448	\$69.00



Double Maglocks

Size	2022/3002/3121C (22")	2522 (21")	2282 (25-1/2")	Price
1/8" x 1-1/4"	4022	4020	4082	\$60.00
1/4" x 1-1/4"	4122	4120	4182	\$66.00
3/8" x 1-1/4"	4222	4220	4282	\$69.00
1/2" x 1-1/4"	4322	4320	4382	\$71.00
5/8" x 1-1/4"	4422	4420	4482	\$73.00
3/4" x 1-1/4"	4442	4450	4449	\$79.00

Angle Brackets

Single Maglocks

Size	2000/3000/3101C (11")	2511 (10-1/2")	2585 (8-1/2")	2280 (12-3/4")	Price
1" x 1"	4511	4510	4585	4580	\$64.00
1-1/2" x 1-1/2"	4611	4610	4685	4680	\$71.00
1-1/2" x 2"	4711	4710	4785	4780	\$91.00



Double Maglocks

Size	2022/3002/3121C (22")	2268-20 (28")	2522 (21")	2282 (25-1/2")	Price
1" x 1"	4522	4525	4520	4582	\$76.00
1-1/2" x 1-1/2"	4622	4625	4620	4682	\$99.00
1-1/2" x 2"	4722	4725	4720	4782	\$110.00

Top Jamb Connection Kits

Kits convert 2000, 3000 and 2280 series locks to top jamb mounting applications on In-swing doors. All kits include "Z" armature bracket(s) and mounting hardware.

2000 and 2280 kits also include "I" lock conversion bracket.



DLTJ20	Converts 2011 to 2011TJ20	\$184.00
DLTJ22	Converts 2012 to 2022TJ22	\$351.00
DLTJ25	Converts 2511 to 2511TJ	\$148.00
DLTJ30	Converts 3000 to 3000TJ30	\$167.00
DLTJ32	Converts 3002 to 3002TJ32	\$281.00
DLTJ80	Converts 2280 to 2280TJ80	\$155.00
DLTJ82	Converts 2280 to 2280TJ82	\$312.00

Spacer Plates



DL4301	\$81.00
For 2011/3000/3101C-G2	
DL4302	\$69.00
For 2511	
DL4303	\$77.00
For 2522	